



Gas Markets

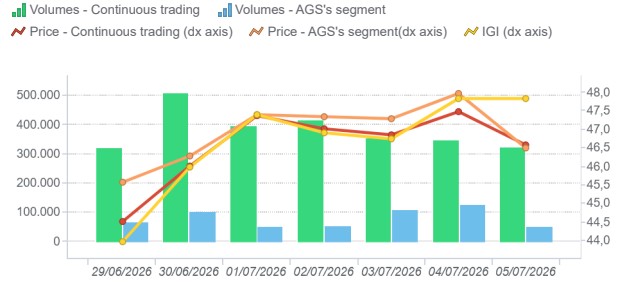
Week n° 27 from 29/06/2026 to 05/07/2026

Day-Ahead Gas Market (MGP-GAS)

	Average price (€/MWh)	Change Price	Minimum price	Maximum price	Total Volumes (MWh)	Volumes change	Daily product	WE Product	WD Product
Continuous trading	46,51	4,8%	43,43	48,50	2.651.880	-2,5%	2.167.464	484.416	0

	Average price (€/MWh)	Change price	Minimum price	Maximum price	Total Volumes (MWh)	Volumes change	Purchases SRG (MWh)	Sales SRG (MWh)
AGS's segment	46,91	4,7%	45,58	47,97	543.408	22,8%	543.408	0

MGP - Volumes (MWh) and Price (€/MWh)

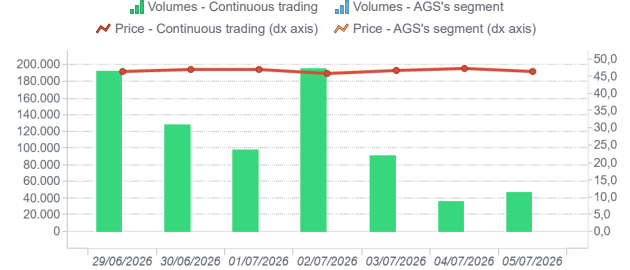


Intra-Day Gas Market (MI-GAS)

	Average price (€/MWh)	Change Price	Minimum price	Maximum price	Total Volumes (MWh)	Volumes change
Continuous trading	46,75	4,0%	42,15	47,95	789.192	-7,1%

	Average price (€/MWh)	Change price	Minimum price	Maximum price	Total Volumes (MWh)	Volumes change	Purchases SRG (MWh)	Sales SRG (MWh)
AGS's segment	-	-	-	-	-	-	-	-

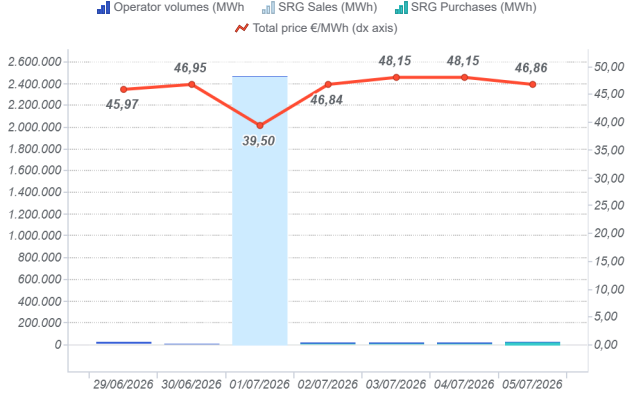
MI - Volumes (MWh) and Price (€/MWh)



Market for the trading of gas stored (MGS-GAS)

	Week 26	Week 27
Price €/MWh (1)		
Stogit	43,24	46,06
Stogit Adriatica	-	-
Total	43,24	46,06
Volumes MWh		
Stogit	100.842	2.531.472
Stogit Adriatica	0	0
Totale	100.842	2.531.472
SRG. Activity MWh		
Purchases	20.184	41.510
Balancing (2)	20.184	41.510
Other purchases (3)	-	-
Other	-	-
Sales	5.840	-
Balancing (2)	5.840	0
Other purchases (3)	0	0
Other	14.600	2.460.517

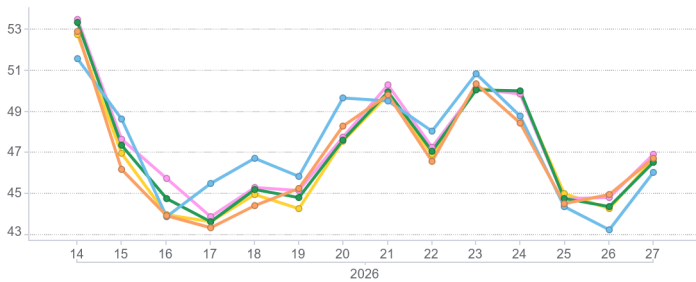
Market for the trading of gas stored (MGS-GAS)



1) The Total price is calculated as a weighted average price for the total volumes exchanged in each storage system.
2) To securely manage any expected deviations between overall network injections and withdrawals pursuant to Art. 2.5 of Annex A, AEEGSI's Resolution 312/2016/R/gas
3) Need not be disclosed by the Operator (SRG) and included in the market.

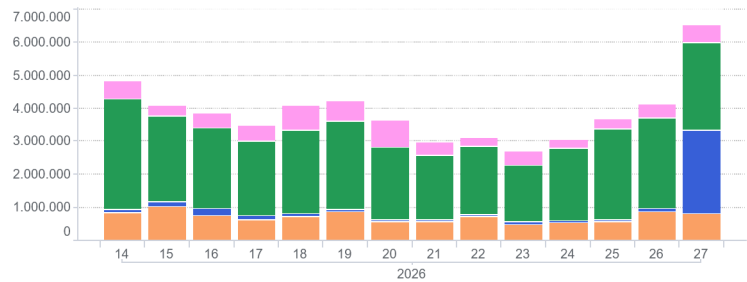
Prices (€/MWh)

IGI MGP- AGS's segment MGP- Continuous trading MGS MI- AGS's segment MI- Continuous trading



Volumes (MWh)

MGP- AGS's segment MGP- Continuous trading MGS MI- AGS's segment MI- Continuous trading



Forward Gas Market (MT-GAS)

Prodotto	Minimum price (€/MWh)	Maximum price (€/MWh)	Check price*	Check price change (%)	Trades	Volumes (MWh/g)	OTC Registrations	OTC Volumes	Volumes Tot	Change %	Open position (MWh)*	Open position (MWh/g)*
M-2026-08			41,99	0,0%	0,00	0,00	0,00	0,00	0,00	0,0%	0,00	0,00
Q-2026-04			40,36	0,0%	0,00	0,00	0,00	0,00	0,00	0,0%	0,00	0,00
Q-2027-01			43,57	0,0%	0,00	0,00	0,00	0,00	0,00	0,0%	0,00	0,00
Q-2027-02			36,48	0,0%	0,00	0,00	0,00	0,00	0,00	0,0%	0,00	0,00
WS-2026/2027			42,50	0,0%	0,00	0,00	0,00	0,00	0,00	0,0%	0,00	0,00
SS-2027			35,80	0,0%	0,00	0,00	0,00	0,00	0,00	0,0%	0,00	0,00
CY-2027			37,06	0,0%	0,00	0,00	0,00	0,00	0,00	0,0%	0,00	0,00
BoM-2026-07			49,39	-4,4%	0,00	0,00	0,00	0,00	0,00	0,0%	0,00	0,00
M-2026-09			43,99	0,0%	0,00	0,00	0,00	0,00	0,00	0,0%	0,00	0,00
M-2026-10			42,63	0,0%	0,00	0,00	0,00	0,00	0,00	0,0%	0,00	0,00
Q-2027-03			34,83	0,0%	0,00	0,00	0,00	0,00	0,00	0,0%	0,00	0,00

*Referred to the last session of the week